



ELEGANCE 150

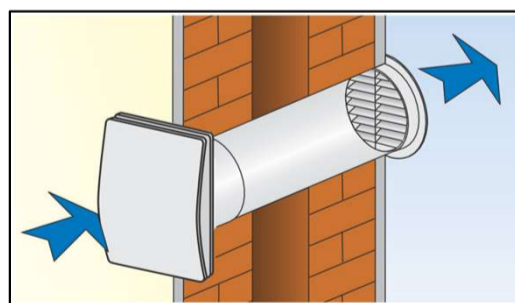
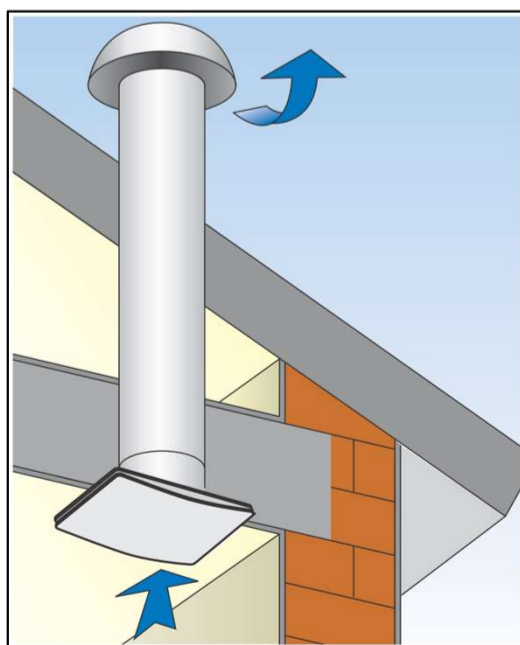
High Performance Extraction Fan

for high airflow



- To exhaust air to the outside through wall or ducted (up to 3m)
- Suitable for toilets, bathrooms, WC's, shower-rooms, utility rooms
- Innovative design with flat cover and lateral intake
- Fan motor designed with ball bearings for long life (30,000 hours)
- Advanced profile which optimises the fluid dynamic performance of the fan

INSTALLATION



Suitable for vertical (wall) and horizontal (ceiling) installations with duct length up to 3 meter.

MODELS



Elegance 150 BASE

On/Off through light or dedicated switch (not included)



Elegance 150 TIMER

Integral electronic timer adjustable from 3 to 25 minutes.



Elegance 150 MHY

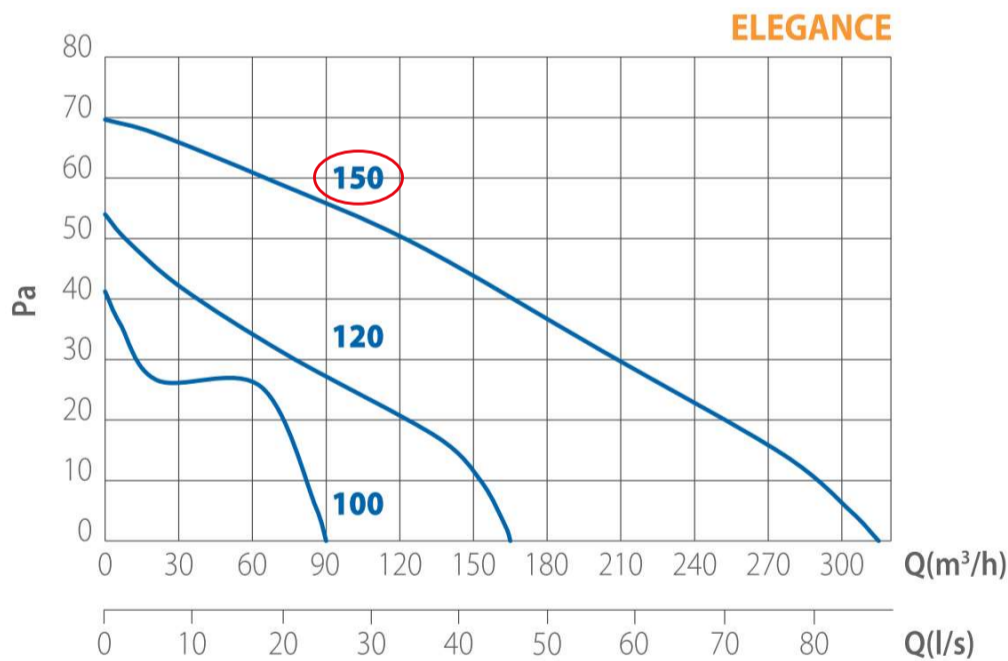
Smart humidity control: Automatic progressive increase/decrease of fan speed according to the relative humidity.

HIGHLIGHTS

- Elegant design - no visible grill
- Axial duct fan Ø 150 mm
- Wall or ceiling mounted
- Duct length up to 3m
- Long life ball bearing motor
- With backdraught shutters

3 years warranty

PERFORMANCE

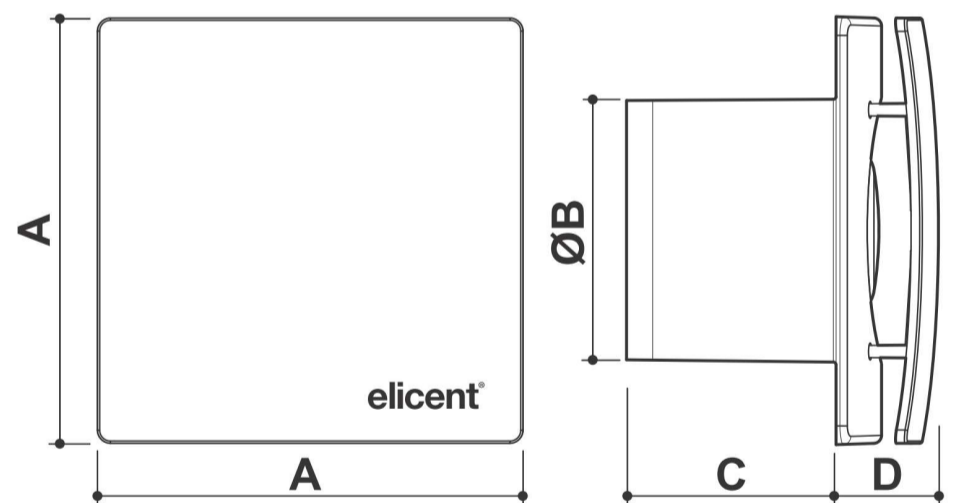


m³/h	l/s	Pa	W	dB(A)
315	87	70	25	43.9

Protection Class: IPX4

**Acceptable solution G4/AS1
and NZ Healthy Homes Standard**

DIMENSIONS (in mm)



A	ØB	C	D	kg
200	149	105	56	1.3

 **solutionair**
your Expert for ventilation,
heating and cooling